

1 Install the app 2 Create an account 3 Start the gateway 4 Scan the trap 5 Activate the trap



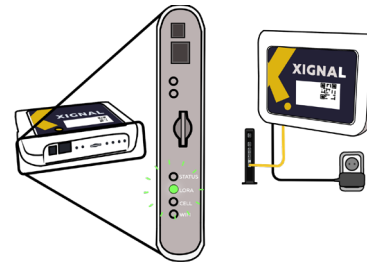
31

1. Download the Xignal app from the Apple Store or Google Store.
2. Install the app.



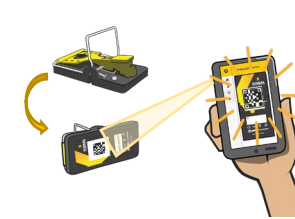
32

1. Click 'Register here'
2. Follow the instructions to create an account.
3. Login with your email address and password.





23

1. Plug the gateway to a power outlet.
2. Wait until the LORA led is ON. (This might take a few minutes)



34

1. Open the Xignal app or  your mobile device.
2. Go to 'Add Sensor'
3. Scan the QR code on the trap.
4. Assign the trap to a location.



1. Press both switches until the LED turns RED.
2. Release both buttons.
3. Wait until the LED turns GREEN.